

MAZDA CX-30

ZOOM-ZOOM



CONTENTS

03 – Introduction	15 – G20 Evolve
04 – Size	16 – G20e Evolve
05 – Exterior Design	17 – G20 Touring
06 – Interior Design	18 – G20 Touring SP
07 – Technology	19 – G25 Touring
08 – Safety	20 – G25 Touring SP
09 – Vision Technology	21 – G20 Astina
10 – Mild Hybrid	22 – G25 Astina
11 – Skyactiv-X	23 – X20 Astina
12 – Performance	24 – Specifications
13 – Paint & Trim	35 – Mazda Care
14 – G20 Pure	36 – Contact





LUXURY CRAFTED TO YOU

It's a perfectly sized small SUV, surprisingly spacious and unique in every way. Mazda CX-30 will challenge everything you expect a small SUV to be.


Sleek and bold in its design, faultlessly crafted and totally luxurious, drivers will love the exciting performance, while all passengers will appreciate the ambience of the whisper quiet cabin.

wheels
T W E N T Y
21
CAR OF
THE YEAR



YOUR PERFECT SIZE



Sitting perfectly between the small Mazda CX-3 and the medium Mazda CX-5, Mazda CX-30 is perfectly suited to drivers looking for an agile SUV with a comfortable amount of space.



Model	CX-3	CX-30	CX-5
Overall Length (mm)	4,275	4,395	4,550
Overall Height (mm)	1,535	1,540	1,680
Overall Width (mm)	1,765	1,795	1,840
Cargo Space (VDA) Litres	264	317	442

DESIGN IN A CLASS OF ITS OWN

With sleek, beautiful proportions that deliver a sense of vitality and movement, Mazda CX-30 represents a design aesthetic reminiscent of a work of art. The bold stance of an SUV is coupled with a flowing beauty that reflects light and shadow in a stunning and unique way, evolving and changing the exterior's appearance depending on the time, the seasons and its movement.





LUXURY WITH ROOM TO MOVE

The perfect use of space is no more evident than in the cabin. A sense of oneness envelops the driver with everything close at hand. In contrast, there is a sense of clean open space.


Interior details, beautiful finishes and quality materials greet you at every turn. From the perfect seating position to the angles of the screen and air vents, the human-centric design of the cabin leaves nothing to chance. There's ample luggage space too with a generous 317L of space in the boot.

TECHNOLOGY ON POINT

Every piece of technology within Mazda CX-30 has been designed to provide drivers with confidence and ease of operation, while helping them enjoy their drive. The brilliant full-colour Active Driving Display relays only the most relevant information in a simple fashion, allowing for a more effortless driving experience. The latest in connectivity, including the new Mazda Connect system, is displayed in stunning clarity via the 8.8-inch widescreen display, with Apple CarPlay® and Android® Auto[§] as standard.

§ Please check the compatibility of your device (particularly your mobile phone) with your Mazda Dealer as not all devices support connectivity or use all available features.





SAFETY WITHOUT COMPROMISE

True peace of mind is built into every Mazda CX-30 with a number of key safety features as standard across the range. A high concentration of ultra-high tensile steel helps reinforce the chassis, while a knee airbag for the driver, designed to suppress forward motion, also comes as standard. Paired with the latest in safety technology, like Smart Brake Support (SBS)[†], Lane-keep Assist System (LAS)[†], Blind Spot Monitoring (BSM)[†] and Mazda Radar Cruise Control (MRCC)[†] with Stop and Go function*, every grade takes safety to another level.

[†] Driver assist technology only. It should not be used in place of skilled and safe driving practices. It is the driver's sole responsibility to monitor vehicle surroundings and conditions and comply with all applicable laws at all times.

* Stop and Go function available on Automatic models only.



INTRODUCING VISION TECHNOLOGY

Mazda CX-30 gives you the choice of Vision Technology to transform your drive into a truly effortless one. Consisting of 5 intuitive features and available to all grades[^], it includes a 360° View Monitor[†] for superior visibility during low speed manoeuvres. There is also Cruising and Traffic Support (CTS)[†] which assists with the accelerator, brake and steering while stuck in traffic. Driver Monitoring[†] uses an infrared camera to detect driver drowsiness and deliver an alert when needed. Front Cross Traffic Alert (FCTA)[†] checks for approaching vehicles in blind spots at T-intersections, and Front Parking Sensors help you handle parking with ease.



[†] Driver assist technology only. It should not be used in place of skilled and safe driving practices. It is the driver's sole responsibility to monitor vehicle surroundings and conditions and comply with all applicable laws at all times.

[^] Vision Technology is included in Astina grades at no extra cost. The Pure and Evolve grades have five features in the Vision Technology variants. Touring has four, as front parking sensors are a standard feature on the Touring grade.



PURE PERFORMANCE INNOVATION

Innovative engineering is at the heart of every Mazda CX-30. The addition of an M Hybrid system builds on the exciting driving performance of the e-Skyactiv G engine, featuring a belt-driven integrated starter generator (ISG) and a 24V lithium-ion battery. This battery captures the energy that would normally be wasted during braking, which is then used to power electrical systems and assist the engine under acceleration. Ultimately the system improves efficiency and results in a smoother driving experience.

A FEAT OF ENGINEERING

e-Skyactiv X M Hybrid utilises Mazda's Spark Controlled Compression Ignition (SPCCI) which combines the fuel-efficiency of a diesel with the power and driveability of a petrol engine. This engine switches seamlessly between conventional spark ignition and a compression ignition mode where a lean fuel-air mix is compressed so it combusts more efficiently – releasing fewer emissions than a conventional engine.

It also employs electric technology, replacing the alternator and starter motor with an Integrated Starter Generator (ISG), which captures energy that would normally be wasted during braking. This electrified energy is stored in a lithium-ion battery and then used to power electrical systems and assist the engine under acceleration. The result is improved efficiency and a smoother driving experience.

The combination of these two systems means Mazda CX-30 e-Skyactiv X M Hybrid offers efficiency without compromising the Zoom-Zoom driving experience.





PERFORMANCE THAT EXCITES

Mazda CX-30 has been developed with strict adherence to the Japanese philosophy of 'Jinba-ittai', or 'horse and rider as one'. This innate sense of responsiveness is translated by our Mazda engineers into a driving experience like no other. G-Vectoring Control Plus (GVC Plus)[†] offers unprecedented levels of confidence-inspiring controllability in various situations such as high-speed lane changes and on slippery roads. Your choice of 2.0L or 2.5L Skyactiv-G petrol or 2.0L M Hybrid engines, or the even more efficient 2.0L e-Skyactiv X M Hybrid, all deliver dynamic performance and impressive fuel economy.

[†] Driver assist technology only. It should not be used in place of skilled and safe driving practices. It is the driver's sole responsibility to monitor vehicle surroundings and conditions and comply with all applicable laws at all times.




INTRODUCING NEW PLATINUM QUARTZ METALLIC

Inspired by the rich mineral tones found in quartz and its ability to catch the light, Platinum Quartz Metallic will catch the eye of passers-by. Stylish and distinct, light dances across it to accent the stunning lines of bodywork from all angles.


BODY COLOURS




Snowflake White Pearl Mica



Sonic Silver Metallic



Platinum Quartz Metallic



Polymetal Grey Metallic^



Soul Red Crystal Metallic^



Machine Grey Metallic^




Deep Crystal Blue Mica




Jet Black Mica

INTERIOR TRIMS



Black cloth (Pure)



Black cloth (Evolve)



Burgundy leather# (Touring SP)



Black leather#
(Astina and Touring)



Pure White leather#
(G20 / G25 Astina)

^ At extra cost.

Leather interior includes some Maztex material on selected high-impact surfaces.



G20 PURE FEATURES

- » 16-inch alloy wheels (metallic grey finish)
- » 7-inch TFT LCD multi-information meter display
- » 8.8-inch widescreen colour display (Mazda Connect)
- » Advanced keyless push-button engine start
- » Airbags SRS: front (driver and passenger), side (front), knee (driver) and curtain (front and rear)
- » Air-conditioning
- » Apple CarPlay® and Android® Auto
- » Audio system with: AM/FM tuner, DAB+ Digital Radio and 8 speakers
- » Blind Spot Monitoring (BSM)[†]
- » Bluetooth® (hands-free compatible)[§]
- » Bluetooth® audio (MP3 compatible)[§]
- » Driver Attention Alert (DAA)[†]
- » Electric parking brake with Auto Hold
- » Emergency Stop Signal (ESS)[†]
- » Forward Obstruction Warning (FOW)[†]
- » Headlamps (LED) with auto on/off function
- » High Beam Control (HBC)[†]
- » Hill Launch Assist (HLA)[†]
- » Lane Departure Warning (LDW)[†]
- » Lane-keep Assist System (LAS)[†]
- » Leather-wrapped: gear shift knob and steering wheel
- » Mazda Radar Cruise Control (MRCC)[†] with Stop & Go[^]
- » Multi-function commander control
- » Parking sensors (rear)
- » Exterior mirrors with power adjustment
- » Exterior mirrors with auto folding function
- » Power windows with auto up/down (all windows)
- » Rear Cross Traffic Alert (RCTA)[†]
- » Rear spoiler
- » Reverse camera
- » Satellite navigation
- » Seat trim: black cloth
- » Seats (rear) with: 60/40 split-fold backrest
- » Smart Brake Support (SBS)[†]
- » Smart Brake Support – Rear (SBS-R)[†]
- » Smart Brake Support – Rear Crossing (SBS-RC)[†]
- » Tilt and telescopic adjustable steering wheel
- » Traffic Sign Recognition (TSR)[†]
- » Tyre Pressure Monitoring System (TPMS)[†]
- » USB input (iPod® compatible)
- » Wiper (rear) with intermittent function
- » Wipers (front) 2-speed with rain-sensing function

POWERTRAIN

- » Skyactiv-G 2.0 litre in-line 4 cylinder 16 valve DOHC S-VT petrol with i-stop
- » 6-speed Skyactiv-MT (Manual) 6-speed automatic transmission (Skyactiv-Drive)
- » 114kW @ 6,000rpm
- » 200Nm @ 4,000rpm
- » FWD
- » Manual and Auto

§ Please check the compatibility of your Bluetooth® device (particularly your mobile phone) with the specific Mazda vehicle you intend to purchase as not all devices operate correctly. Visit www.mazda.com.au/Bluetooth or consult your Mazda Dealer for further information. † i-Activsense, other safety technologies and driver-assistance features do not replace the driver's judgement, and should not be used in place of skilled and safe driving practices. It is the driver's sole responsibility to monitor vehicle surroundings and conditions and comply with all applicable laws at all times. ^Stop & Go function on Automatic model only.



G20 EVOLVE FEATURES – ADDITIONAL TO G20 PURE

- » 18-inch alloy wheels (silver finish)
- » Air-conditioning (dual-zone climate control) with rear vents
- » Overhead sunglass storage box
- » Paddle shift gear control
- » Rear-view mirror with auto dimming function
- » Seats (rear) with centre fold down armrest with cup holder

POWERTRAIN

- » Skyactiv-G 2.0 litre in-line 4 cylinder 16 valve DOHC S-VT petrol with i-stop
- » 6-speed automatic transmission (Skyactiv-Drive)
- » 114kW @ 6,000rpm
- » 200Nm @ 4,000rpm
- » FWD



TAKE TOTAL CONTROL

The paddleshift gear control means you can control your gears for a more exciting drive.



EVERYBODY COMFORTABLE

Everyone can enjoy a comfortable cabin environment all year round with dual-zone climate control and rear vents.



LOOK THE PART

18-inch alloy wheels not only look dynamic, they also add to the already superb ride and handling.



G20e EVOLVE – M HYBRID – ADDITIONAL TO G20 PURE

- | | | |
|--|---|---|
| » 18-inch alloy wheels (silver finish) | » Exterior mirror with auto dimming function (driver side) | » Paddle shift gear control |
| » 360° View Monitor† | » Exterior mirror with reverse tilt down function (driver side) | » Parking sensors (front) |
| » Advanced keyless entry | » Exterior mirrors with position memory | » Seats (front) with: 10-way power adjustment (driver) including lumbar adjustment (driver) and 2-position memory |
| » Air-conditioning (dual-zone climate control) with rear vents | » Front Cross Traffic Alert (FCTA)† | » Seats (rear) with centre fold down armrest w/cup holder |
| » Cruising & Traffic Support (CTS)† | » Overhead sunglass storage box | |
| » Driver monitoring† | | |

POWERTRAIN

- | | | |
|--|---|--------------------|
| » e-Skyactiv G 2.0 litre in-line 4 cylinder 16 valve DOHC S-VT petrol M Hybrid with i-stop | » 6-speed automatic transmission (Skyactiv-Drive) | » 200Nm @ 4,000rpm |
| | » 114kW @ 6,000rpm | » FWD |



MAKE AN ENTRY

With Advanced Keyless Entry, unlock doors and open your boot remotely, making life easy when you're laden with shopping.



LINE OF SIGHT

Exterior mirrors with auto-dimming function, reverse tilt (driver's side) and position memory means you'll always have the perfect view.



POWER PACK

Electricity is stored in the Lithium-Ion Battery, allowing the system to recover and store approximately two and a half times the deceleration energy as the capacitor-based i-Eloop.

† i-Activsense, other safety technologies and driver-assistance features do not replace the driver's judgement, and should not be used in place of skilled and safe driving practices. It is the driver's sole responsibility to monitor vehicle surroundings and conditions and comply with all applicable laws at all times.




G20 TOURING FEATURES – ADDITIONAL TO G20 EVOLVE

- » Advanced keyless entry
- » Exterior mirror with auto dimming function (driver side)
- » Exterior mirror with reverse tilt down function (driver side)
- » Exterior mirrors with position memory
- » Seat trim: Black leather#
- » Seats (front) with: 10-way power adjustment (driver) including lumbar adjustment (driver) and 2-position memory
- » Vanity mirrors (front) with illumination
- » Parking sensors (front)

POWERTRAIN

- » Skyactiv-G 2.0 litre in-line 4 cylinder 16 valve DOHC S-VT petrol with i-stop
- » 6-speed automatic transmission (Skyactiv-Drive)
- » 114kW @ 6,000rpm
- » 200Nm @ 4,000rpm
- » FWD



GO KEYLESS
Advanced keyless entry means when you're carrying the remote locking unit, you enter just by pulling the handle of either front door.



FIND THE PERFECT POSITION
Enjoy the driver's seat with 10-way power adjustment, including lumbar adjustment and 2-position memory.



LET US GUIDE THE WAY
With Mazda Connect relax and enjoy the drive with satellite navigation that's mapped out the journey for you.

Leather interior includes some Maztex material on selected high-impact surfaces.



G20 TOURING SP – ADDITIONAL TO G20 EVOLVE

- » 18-inch alloy wheels (black metallic)
- » 360° View Monitor†
- » Advanced keyless entry
- » Cruising & Traffic Support (CTS)†
- » Driver monitoring†
- » Exterior mirror with auto dimming function (driver side)
- » Exterior mirror with reverse tilt down function (driver side)
- » Exterior mirrors with position memory
- » Front Cross Traffic Alert (FCTA)†
- » Seat trim: Burgundy leather*
- » Seats (front) with: 10-way power adjustment (driver) including lumbar adjustment (driver) and 2-position memory
- » Side mirror caps in piano black
- » Vanity mirrors (front) with illumination
- » Parking sensors (front)

POWERTRAIN

- » Skyactiv-G 2.0 litre in-line 4 cylinder 16 valve DOHC S-VT petrol with i-stop
- » 6-speed automatic transmission (Skyactiv-Drive)
- » 114kW @ 6,000rpm
- » 200Nm @ 4,000rpm
- » FWD



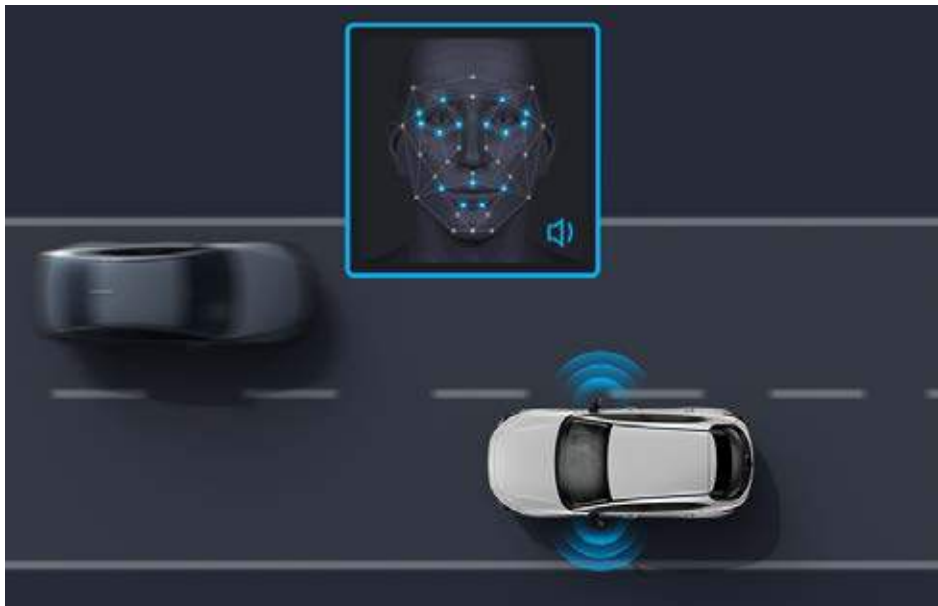
ROAD PRESENCE

The 18-inch black metallic alloy wheels look great and are sure to get noticed when you're out and about.



THE DARK SIDE

Black side mirrors add an individual touch and a unique street presence no matter what colour your CX-30.



EXTRA EYES

Driver Monitoring† technology uses an infrared camera to detect driver drowsiness and deliver an alert as needed.

Leather interior includes some Maztex material on selected high-impact surfaces. † i-Activsense, other safety technologies and driver-assistance features do not replace the driver's judgement, and should not be used in place of skilled and safe driving practices. It is the driver's sole responsibility to monitor vehicle surroundings and conditions and comply with all applicable laws at all times.



G25 TOURING FEATURES – ADDITIONAL TO G20 EVOLVE

- » Advanced keyless entry
- » Exterior mirror with auto dimming function (driver side)
- » Exterior mirror with reverse tilt down function (driver side)
- » Exterior mirrors with position memory
- » Seat trim: Black leather[#]
- » Seats (front) with: 10-way power adjustment (driver) including lumbar adjustment (driver) and 2-position memory
- » Vanity mirrors (front) with illumination
- » Parking sensors (front)

POWERTRAIN

- » Skyactiv-G 2.5 litre in-line 4 cylinder 16 valve DOHC S-VT petrol with i-stop and cylinder deactivation
- » 6-speed automatic transmission (Skyactiv-Drive)
- » 139kW @ 6,000rpm
- » 252Nm @ 4,000rpm
- » FWD or i-Activ AWD



EYES FORWARD

Traffic Sign Recognition (TSR)[†] which detects speed limit, no entry and stop signs is projected on the Active Driving Display, which gives you all the important information you need.



ENJOY THE EXTRA POWER

The updated Skyactiv-G 2.5L petrol engine with i-stop and cylinder deactivation delivers superior performance.



CONNECT TO THE ROAD

The optional i-Activ AWD uses real-time data from 27 different sensors to monitor, predict and respond to even the slightest change in driving conditions. This improves traction and grip, giving you a connection to the road that's unbeatable.

[#] Leather interior includes some Maztex material on selected high-impact surfaces. [†] i-Activsense, other safety technologies and driver-assistance features do not replace the driver's judgement, and should not be used in place of skilled and safe driving practices. It is the driver's sole responsibility to monitor vehicle surroundings and conditions and comply with all applicable laws at all times.



G25 TOURING SP – ADDITIONAL TO G20 EVOLVE

- | | | |
|---|---|---|
| » 18-inch alloy wheels (black metallic) | » Exterior mirror with auto dimming function (driver side) | » Seats (front) with: 10-way power adjustment (driver) including lumbar adjustment (driver) and 2-position memory |
| » 360° View Monitor† | » Exterior mirror with reverse tilt down function (driver side) | » Side mirror caps in piano black |
| » Advanced keyless entry | » Exterior mirrors with position memory | » Vanity mirrors (front) with illumination |
| » Cruising & Traffic Support (CTS)† | » Front Cross Traffic Alert (FCTA)† | » Parking sensors (front) |
| » Driver monitoring† | » Seat trim: Burgundy leather# | |

POWERTRAIN

- | | | |
|---|---|----------------------|
| » Skyactiv-G 2.5 litre in-line 4 cylinder 16 valve DOHC S-VT petrol with i-stop and cylinder deactivation | » 6-speed automatic transmission (Skyactiv Drive) | » 252Nm @ 4,000rpm |
| | » 139kW @ 6,000rpm | » FWD or i-Activ AWD |



SIT IN STYLE

The unique Burgundy leather# trim offers something truly out of the ordinary that will surprise and delight every passenger.



EYES TO THE SIDE

Front Cross Traffic Alert† checks for approaching vehicles in blind spots and T-intersections for an extra level of safety.



DARK AND MOODY

The stylish black interior elements and dash evoke a calm mood throughout the cabin.

Leather interior includes some Maztex material on selected high-impact surfaces. † i-Activsense, other safety technologies and driver-assistance features do not replace the driver's judgement, and should not be used in place of skilled and safe driving practices. It is the driver's sole responsibility to monitor vehicle surroundings and conditions and comply with all applicable laws at all times.



G20 ASTINA – ADDITIONAL TO TOURING

- » 18-inch alloy wheels (bright finish)
- » 360° View Monitor†
- » Adaptive LED Headlights (ALH)†
- » Cruising & Traffic Support (CTS)†
- » Driver monitoring†
- » Front Cross Traffic Alert (FCTA)†
- » Glass sunroof with power tilt and slide
- » Seat trim: Black leather or optional Pure White leather#
- » Front seats with: Heating function
- » Frameless rear view mirror
- » Premium Bose® amplifier and 12 speakers
- » Steering wheel heater
- » Remote operated power tailgate (open/close)

POWERTRAIN

- » Skyactiv-G 2.0 litre in-line 4 cylinder 16 valve DOHC S-VT petrol with i-stop
- » 6-speed automatic transmission (Skyactiv-Drive)
- » 114kW @ 6,000rpm
- » 200Nm @ 4,000rpm
- » FWD



SOUNDS EXTRAORDINARY

Enjoy powerful performance with amazing clarity through the Bose® amplifier and 12 speakers, placed strategically throughout the cabin.



LET THE LIGHT IN

Enjoy the elements with a power operated sliding glass sunroof including tilt function.



CARGO CONVENIENCE

Access your rear cargo space at the push of a button, thanks to the easy to use remote operated power lift tailgate.

Leather interior includes some Maztex material on selected high-impact surfaces. † i-Activsense, other safety technologies and driver-assistance features do not replace the driver's judgement, and should not be used in place of skilled and safe driving practices. It is the driver's sole responsibility to monitor vehicle surroundings and conditions and comply with all applicable laws at all times.



G25 ASTINA – ADDITIONAL TO TOURING

- » 18-inch alloy wheels (bright finish)
- » 360° View Monitor†
- » Adaptive LED Headlights (ALH)†
- » Cruising & Traffic Support (CTS)†
- » Driver monitoring†
- » Front Cross Traffic Alert (FCTA)†
- » Glass sunroof with power tilt and slide
- » Seat trim: Black leather# or optional Pure White leather
- » Front seats with: Heating function
- » Frameless rear view mirror
- » Premium Bose® amplifier and 12 speakers
- » Steering wheel heater
- » Remote operated power tailgate (open/close)

POWERTRAIN

- » Skyactiv-G 2.5 litre in-line 4 cylinder 16 valve DOHC S-VT petrol with i-stop and cylinder deactivation
- » 6-speed automatic transmission (Skyactiv-Drive)
- » 139kW @ 6,000rpm
- » 252Nm @ 4,000rpm
- » FWD or i-Activ AWD



LIGHT THE WAY

Adaptive LED Headlights (ALH)† broaden visibility at low speeds, avoid dazzling others on high beam, and extend vision at highway speeds.



WARM TO THE LUXURY

Sit back and soak up the heated front seats and steering wheel, providing optimum comfort during the cooler months.



TAKE A 360 VIEW

Four separate cameras give you a complete 360° view around the vehicle, helping you minimise blind spots and avoid obstacles†

Leather interior includes some Maztex material on selected high-impact surfaces. † i-Activsense, other safety technologies and driver-assistance features do not replace the driver's judgement, and should not be used in place of skilled and safe driving practices. It is the driver's sole responsibility to monitor vehicle surroundings and conditions and comply with all applicable laws at all times.




X20 ASTINA – SKYACTIV-X M HYBRID – ADDITIONAL TO TOURING

- » 18-inch alloy wheels (bright finish)
- » 360° View Monitor†
- » Adaptive LED Headlights (ALH)†
- » Cruising & Traffic Support (CTS)†
- » Driver monitoring†
- » Front Cross Traffic Alert (FCTA)†
- » Glass sunroof with power tilt and slide
- » Seat trim: Black leather#
- » Front seats with: Heating function
- » Frameless rear view mirror
- » Premium Bose® amplifier and 12 speakers
- » Steering wheel heater
- » Remote operated power tailgate (open/close)

POWERTRAIN


- » e-Skyactiv X 2.0 litre in-line 4 cylinder 16 valve DOHC SPCCI petrol M Hybrid with i-stop
- » 6-speed automatic transmission (Skyactiv-Drive)
- » 132kw @ 6,000rpm
- » 224Nm @ 3,000rpm
- » i-Activ AWD



INTEGRATED STARTER GENERATOR
A small Integrated Starter Generator (ISG) captures energy normally wasted during braking and stores it in a 24-volt battery that then can be used to start the engine and help you pull away.



REGENERATIVE-FRICTION BRAKE COORDINATION SYSTEM
The system converts kinetic energy into electricity as the car decelerates and stores it to power the headlights, climate control, audio system and any other electrical equipment.



SPARK CONTROLLED COMPRESSION IGNITION
Using a process similar to a diesel, petrol is burned more quickly and more completely so you get better performance and fewer emissions than a conventional engine.

Leather interior includes some Maztex material on selected high-impact surfaces. † i-Activsense, other safety technologies and driver-assistance features do not replace the driver’s judgement, and should not be used in place of skilled and safe driving practices. It is the driver’s sole responsibility to monitor vehicle surroundings and conditions and comply with all applicable laws at all times.

SPECIFICATIONS

Powertrain		Skyactiv-G 2.0 2.0L I4 Petrol FWD	e-Skyactiv G 2.0 2.0L I4 Petrol M Hybrid FWD	Skyactiv-G 2.5 2.5L I4 Petrol FWD	Skyactiv-G 2.5 2.5L I4 Petrol AWD	e-Skyactiv X 2.0 2.0L I4 Petrol AWD
Bore and stroke (mm)		83.5 x 91.2	83.5 x 91.2	89.0 x 100.0	89.0 x 100.0	83.5 x 91.2
Compression ratio		13.0 : 1	13.0 : 1	13.0 : 1	13.0 : 1	16.3 : 1
Drivetrain		FWD	FWD	FWD	i-Activ AWD	i-Activ AWD
Emissions standard		Euro stage 5	Euro stage 5	Euro stage 5	Euro stage 5	Euro stage 5
Engine capacity (cc)		1,998	1,998	2,488	2,488	1,998
Engine type		2.0 litre in-line 4 cylinder 16 valve DOHC S-VT petrol (Skyactiv-G) with i-stop	2.0 litre in-line 4 cylinder 16 valve DOHC S-VT petrol M Hybrid (Skyactiv-G) with i-stop	2.5 litre in-line 4 cylinder 16 valve DOHC S-VT petrol (Skyactiv-G) with i-stop and cylinder deactivation	2.5 litre in-line 4 cylinder 16 valve DOHC S-VT petrol (Skyactiv-G) with i-stop and cylinder deactivation	2.0 litre in-line 4 cylinder 16 valve DOHC SPCCI petrol M Hybrid (e-Skyactiv X) with i-stop
Fuel consumption (l/100km)*:	Manual (combined)	6.5	–	–	–	–
	Manual (extra-urban)	5.4	–	–	–	–
	Manual (urban)	8.3	–	–	–	–
	Auto (combined)	6.5	6.3	6.6	6.8	6.0
	Auto (extra-urban)	5.6	5.6	5.5	5.7	5.4
	Auto (urban)	8.0	7.6	8.5	8.7	7.0
Fuel system		----- Electronic direct injection -----				
Fuel tank capacity (litres)		51	51	51	48	48
Gear ratio – Manual / Auto:	1st	3.363 / 3.552	– / 3.552	– / 3.552	– / 3.552	– / 3.552
	2nd	1.947 / 2.022	– / 2.022	– / 2.022	– / 2.022	– / 2.022
	3rd	1.300 / 1.347	– / 1.347	– / 1.347	– / 1.347	– / 1.347
	4th	1.029 / 1.000	– / 1	– / 1.000	– / 1.000	– / 1.000
	5th	0.837 / 0.745	– / 0.745	– / 0.745	– / 0.745	– / 0.745
	6th	0.680 / 0.599	– / 0.599	– / 0.599	– / 0.599	– / 0.599
	Reverse	3.385 / 3.052	– / 3.052	– / 3.052	– / 3.052	– / 3.052
	Final drive	4.388 / 4.367	– / 4.367	– / 4.367	– / 4.367	– / 4.669

* Fuel consumption figures are based on ADR 81/02 test results. They are useful in comparing the fuel consumption of different vehicles.
They may not be the fuel consumption achieved in practice. This will depend on traffic and road conditions and how the vehicle is driven.

SPECIFICATIONS

Powertrain <small>(continued)</small>		Skyactiv-G 2.0 2.0L I4 Petrol FWD	e-Skyactiv G 2.0 2.0L I4 Petrol M Hybrid FWD	Skyactiv-G 2.5 2.5L I4 Petrol FWD	Skyactiv-G 2.5 2.5L I4 Petrol AWD	e-Skyactiv X 2.0 2.0L I4 Petrol AWD
Maximum power (kW @ rpm)		114kW @ 6,000rpm	114kW @ 6,000 rpm	139kW @ 6,000rpm	139kW @ 6,000rpm	132kW @ 6,000rpm
Maximum torque (Nm @ rpm)		200Nm @ 4,000rpm	200Nm @ 4,000 rpm	252Nm @ 4,000rpm	252Nm @ 4,000rpm	224Nm @ 3,000rpm
Recommended fuel		Unleaded or E10 (91RON or higher)	Unleaded or E10 (91RON or higher)	Unleaded or E10 (91RON or higher)	Unleaded or E10 (91RON or higher)	Premium Unleaded (95RON or higher)
Throttle control		----- Electronic (drive-by-wire) -----				
Transmission:	Manual	6-speed Skyactiv-MT	–	–	–	–
	Auto	----- 6-speed auto Skyactiv-Drive -----				

Model Availability	G20 Pure	G20 Evolve	G20e Evolve	G20 Touring	G20 Touring SP	G20 Astina	G25 Touring	G25 Touring SP	G25 Astina	X20 Astina
2.0L I4 Skyactiv-G Petrol 6-speed Manual FWD	●	—	—	—	—	—	—	—	—	—
2.0L I4 Skyactiv-G Petrol 6-speed Automatic FWD	●	●	●	●	●	●	—	—	—	—
2.5L I4 Skyactiv-G Petrol 6-speed Automatic FWD	—	—	—	—	—	—	●	●	●	—
2.5L I4 Skyactiv-G Petrol 6-speed Automatic AWD	—	—	—	—	—	—	○	○	○	—
2.0L I4 e-Skyactiv X Petrol 6-speed Automatic AWD	—	—	—	—	—	—	—	—	—	●

● = Standard, ○ = Option,— = Not available.

SPECIFICATIONS

Dimensions		G20 Pure	G20 Evolve	G20e Evolve	G20 Touring	G20 Touring SP	G20 Astina	G25 Touring	G25 Touring SP	G25 Astina	X20 Astina
Ground clearance laden (mm)		----- 175 -----									
Overall length (mm)		----- 4,395 -----									
Overall width (mm)		----- 1,795 -----									
Overall height (mm)		----- 1,540 -----									
Track (mm):	Front	----- 1,565 -----									
	Rear	----- 1,565 -----									
Wheelbase (mm)		----- 2,655 -----									

Weights and Capacities		G20 Pure	G20 Evolve	G20e Evolve	G20 Touring / G20 Touring SP	G20 Astina	G25 Touring /G25 Touring SP		G25 Astina	G25 Astina	X20 Astina
		FWD	FWD	FWD	FWD	FWD	FWD	AWD	FWD	AWD	AWD
Cargo room volume VDA (litres)		----- 317 -----									
Kerb weight (kg):	Manual	1,418	–	–	–	–	–	–	–	–	–
	Auto	1,442	1,442	1,460	1,442	1,442	1,467	1,533	1,478	1,544	1,594
Towing capacity [¶] (kg):	Braked	----- 1,200 -----									
	Unbraked	----- 600 -----									
Tow-ball download maximum (kg)		----- 80 -----									

¶ When fitted with a Mazda genuine towing kit. Subject to State and Territory regulations.

SPECIFICATIONS

Chassis Powertrain Technology	G20 Pure	G20 Evolve	G20e Evolve*	G20 Touring	G20 Touring SP	G20 Astina	G25 Touring	G25 Touring SP*	G25 Astina	X20 Astina
Active Air Shutter	—	—	—	—	—	—	●	●	●	●
Automatic transmission drive selection	●	●	●	●	●	●	●	●	●	●
Automatic transmission kickdown switch	●	●	●	●	●	●	●	●	●	●
Electric Parking Brake with Auto Hold	●	●	●	●	●	●	●	●	●	●
Electric power assist steering	●	●	●	●	●	●	●	●	●	●
Hill Launch Assist (HLA)	●	●	●	●	●	●	●	●	●	●
i-stop	●	●	●	●	●	●	●	●	●	●
Cylinder Deactivation	—	—	—	—	—	—	●	●	●	—
Off-road Traction Assist	—	—	—	—	—	—	○	○	○	●
Skyactiv-Body	●	●	●	●	●	●	●	●	●	●
Skyactiv-Chassis	●	●	●	●	●	●	●	●	●	●
Skyactiv-Vehicle Dynamics G-Vectoring Control Plus (GVC-Plus)	●	●	●	●	●	●	●	●	●	●
Paddle shift gear control	—	●	●	●	●	●	●	●	●	●

Vision Technology	G20 Pure	G20 Evolve	G20e Evolve*	G20 Touring	G20 Touring SP*	G20 Astina	G25 Touring	G25 Touring SP*	G25 Astina	X20 Astina
360° View Monitor†	○*	○*	●	○*	●	●	○*	●	●	●
Cruising & Traffic Support (CTS)†	○*	○*	●	○*	●	●	○*	●	●	●
Driver monitoring†	○*	○*	●	○*	●	●	○*	●	●	●
Front Cross Traffic Alert (FCTA)†	○*	○*	●	○*	●	●	○*	●	●	●
Front parking sensors	○*	○*	●	●	●	●	●	●	●	●

● = Standard, ○ = Option, ○* = Option available as part of optional Vision Technology, — = Not available.

† Driver assist technology only. It should not be used in place of skilled and safe driving practices. It is the driver's sole responsibility to monitor vehicle surroundings and conditions and comply with all applicable laws at all times.

* Vision Technology Model.

SPECIFICATIONS

Exterior	G20 Pure	G20 Evolve	G20e Evolve	G20 Touring	G20 Touring SP	G20 Astina	G25 Touring	G25 Touring SP	G25 Astina	X20 Astina
Daytime running lamps (Halogen)	●	●	●	●	●	—	●	●	—	—
Daytime running lamps (LED)	—	—	—	—	—	●	—	—	●	●
Door handles (body coloured)	●	●	●	●	●	●	●	●	●	●
Exhaust extension (chrome)	●	●	●	●	●	●	●	●	●	●
Green-tinted (UV cutting) windscreen, side and rear windows	●	●	●	●	●	●	●	●	●	●
Headlamps (LED)	●	●	●	●	●	●	●	●	●	●
Headlamps auto on/off function	●	●	●	●	●	●	●	●	●	●
Exterior mirror (driver side) with auto dimming function	—	—	●	●	●	●	●	●	●	●
Exterior mirror (driver side) with reverse tilt down function	—	—	●	●	●	●	●	●	●	●
Exterior mirrors with power adjustment	●	●	●	●	●	●	●	●	●	●
Exterior mirrors with position memory function	—	—	●	●	●	●	●	●	●	●
Exterior mirrors with auto folding function	●	●	●	●	●	●	●	●	●	●
Exterior mirrors with heating function	—	—	—	●	●	●	●	●	●	●
Power sliding and tilt glass sun-roof	—	—	—	—	—	●	—	—	●	●
Power windows with auto up/down (all windows)	●	●	●	●	●	●	●	●	●	●
Rear spoiler	●	●	●	●	●	●	●	●	●	●
Remote operated power tailgate (open/close)	—	—	—	—	—	●	—	—	●	●
Tail-lamps (LED)	●	●	●	●	●	●	●	●	●	●
Window demister (rear)	●	●	●	●	●	●	●	●	●	●
Wipers (front) 2-speed with rain-sensing function	●	●	●	●	●	●	●	●	●	●
Wiper (rear) with intermittent function	●	●	●	●	●	●	●	●	●	●

● = Standard, — = Not available.

SPECIFICATIONS

Seats		G20 Pure	G20 Evolve	G20e Evolve	G20 Touring	G20 Touring SP	G20 Astina	G25 Touring	G25 Touring SP	G25 Astina	X20 Astina
Seat trim:	Black cloth	●	●	●	—	—	—	—	—	—	—
	Black leather [#]	—	—	—	●	—	●	●	—	●	●
	Burgundy leather [#]	—	—	—	—	●	—	—	●	—	—
	Pure White leather [#]	—	—	—	—	—	○	—	—	○	—
Front seats with:	2-position memory function	—	—	●	●	●	●	●	●	●	●
	10-way power adjustment (driver)	—	—	●	●	●	●	●	●	●	●
	Adjustable head restraints	●	●	●	●	●	●	●	●	●	●
	Heating function	—	—	—	—	—	●	—	—	●	●
	Height adjustment (driver)	●	●	●	●	●	●	●	●	●	●
	Height adjustment (passenger)	—	●	●	●	●	●	●	●	●	●
	Lumbar adjustment (driver)	—	—	●	●	●	●	●	●	●	●
	Rake and slide adjustment	●	●	●	●	●	●	●	●	●	●
	Seat back pocket (passenger)	●	●	●	●	●	●	●	●	●	●
Rear seats with:	60/40 split fold backrest	●	●	●	●	●	●	●	●	●	●
	Adjustable head restraints	●	●	●	●	●	●	●	●	●	●
	Centre fold down armrest	—	●	●	●	●	●	●	●	●	●

● = Standard, ○ = Option, — = Not available.

[#] Leather interior includes some Maztex material on selected high impact surfaces.

SPECIFICATIONS

Interior	G20 Pure	G20 Evolve	G20e Evolve	G20 Touring	G20 Touring SP	G20 Astina	G25 Touring	G25 Touring SP	G25 Astina	X20 Astina
Active Driving Display	●	●	●	●	●	●	●	●	●	●
Air-conditioning	●	—	—	—	—	—	—	—	—	—
Air-conditioning (dual-zone climate control) with rear vents	—	●	●	●	●	●	●	●	●	●
Ambient temperature display	●	●	●	●	●	●	●	●	●	●
Centre armrest console with tray	●	●	●	●	●	●	●	●	●	●
Critical function warning lights/chimes	●	●	●	●	●	●	●	●	●	●
Cruise control	●	●	●	●	●	●	●	●	●	●
Cupholders	●	●	●	●	●	●	●	●	●	●
Door bottle holders (front and rear)	●	●	●	●	●	●	●	●	●	●
Electric Parking Brake with Auto Hold	●	●	●	●	●	●	●	●	●	●
Glove box	●	●	●	●	●	●	●	●	●	●
Heated steering wheel function	—	—	—	—	—	●	—	—	●	●
Instrument panel light dimmer	●	●	●	●	●	●	●	●	●	●
Interior illumination:	Cargo room lamp	●	●	●	●	●	●	●	●	●
	Entry system with delayed fade	●	●	●	●	●	●	●	●	●
	Map reading spot lamps	●	●	●	●	●	●	●	●	●
Leather-wrapped:	Gear shift knob	●	●	●	●	●	●	●	●	●
	Steering wheel	●	●	●	●	●	●	●	●	●
One touch (up and down) power windows (all)	●	●	●	●	●	●	●	●	●	●
Overhead sunglass storage box	—	●	●	●	●	●	●	●	●	●
Paddle shift gear control	—	●	●	●	●	●	●	●	●	●
Mazda Radar Cruise Control (MRCC) [†] with Stop & Go [^]	●	●	●	●	●	●	●	●	●	●
Rear-view mirror with auto dimming function	—	●	●	●	●	●	●	●	●	●
Rear-view mirror (frameless) with auto dimming function	—	—	—	—	—	●	—	—	●	●

● = Standard, — = Not available.

[†] Driver assist technology only. It should not be used in place of skilled and safe driving practices. It is the driver’s sole responsibility to monitor vehicle surroundings and conditions and comply with all applicable laws at all times.

[^] Stop and Go function available on Automatic models only.

SPECIFICATIONS

Interior	G20 Pure	G20 Evolve	G20e Evolve	G20 Touring	G20 Touring SP	G20 Astina	G25 Touring	G25 Touring SP	G25 Astina	X20 Astina
Tachometer and electronic odometer/ tripmeter	●	●	●	●	●	●	●	●	●	●
Tilt and telescopic adjustable steering wheel	●	●	●	●	●	●	●	●	●	●
Trip Computer	●	●	●	●	●	●	●	●	●	●
Vanity mirrors (front)	●	●	●	—	—	—	—	—	—	—
Vanity mirrors (front) with illumination	—	—	—	●	●	●	●	●	●	●

Infotainment	G20 Pure	G20 Evolve	G20e Evolve	G20 Touring	G20 Touring SP	G20 Astina	G25 Touring	G25 Touring SP	G25 Astina	X20 Astina
8.8-inch widescreen colour display (Mazda Connect)	●	●	●	●	●	●	●	●	●	●
AM/FM tuner	●	●	●	●	●	●	●	●	●	●
Apple CarPlay®§ and Android® Auto§	●	●	●	●	●	●	●	●	●	●
Bluetooth® hands-free phone and audio capability§	●	●	●	●	●	●	●	●	●	●
DAB+ digital radio	●	●	●	●	●	●	●	●	●	●
Multi-function commander control	●	●	●	●	●	●	●	●	●	●
Premium Bose® amplifier and speakers	—	—	—	—	—	●	—	—	●	●
Radio Data System (RDS) program information	●	●	●	●	●	●	●	●	●	●
Satellite navigation	●	●	●	●	●	●	●	●	●	●
Speakers (8)	●	●	●	●	●	—	●	●	—	—
Speakers (12)	—	—	—	—	—	●	—	—	●	●
Steering wheel-mounted audio controls	●	●	●	●	●	●	●	●	●	●
USB-audio input port (iPod® compatible)	●	●	●	●	●	●	●	●	●	●

● = Standard, — = Not available.

§ Please check the compatibility of your device (particularly your mobile phone) with your Mazda Dealer as not all devices support connectivity or use all available features.

SPECIFICATIONS

Safety and Security		G20 Pure	G20 Evolve	G20e Evolve	G20 Touring	G20 Touring SP	G20 Astina	G25 Touring	G25 Touring SP	G25 Astina	X20 Astina
360° View Monitor†		○*	○*	●	○*	●	●	○*	●	●	●
Adaptive LED Headlights (ALH)†		—	—	—	—	—	●	—	—	●	●
Advanced keyless entry		—	—	●	●	●	●	●	●	●	●
Advanced keyless push-button engine start		●	●	●	●	●	●	●	●	●	●
Airbags SRS:	Front (driver and passenger)	●	●	●	●	●	●	●	●	●	●
	Side (front)	●	●	●	●	●	●	●	●	●	●
	Curtain (front and rear)	●	●	●	●	●	●	●	●	●	●
	Knee (driver)	●	●	●	●	●	●	●	●	●	●
Anti-lock Braking System (ABS)		●	●	●	●	●	●	●	●	●	●
Blind Spot Monitoring (BSM)†		●	●	●	●	●	●	●	●	●	●
Childproof rear door locks		●	●	●	●	●	●	●	●	●	●
Cruising & Traffic Support (CTS)†		○*	○*	●	○*	●	●	○*	●	●	●
Driver Attention Alert (DAA)†		●	●	●	●	●	●	●	●	●	●
Driver Monitoring†		○*	○*	●	○*	●	●	○*	●	●	●
Dynamic Stability Control (DSC)†		●	●	●	●	●	●	●	●	●	●
Electronic Brake-force Distribution (EBD)†		●	●	●	●	●	●	●	●	●	●
Emergency Brake Assist (EBA)†		●	●	●	●	●	●	●	●	●	●
Emergency Stop Signal (ESS)†		●	●	●	●	●	●	●	●	●	●
Engine immobiliser		●	●	●	●	●	●	●	●	●	●
Forward Obstruction Warning (FOW)†		●	●	●	●	●	●	●	●	●	●
Front Cross Traffic Alert (FCTA)†		○*	○*	●	○*	●	●	○*	●	●	●
G-Vectoring Control Plus (GVC-Plus)†		●	●	●	●	●	●	●	●	●	●
High Beam Control (HBC)†		●	●	●	●	●	●	●	●	●	●
High mount stop lamp		●	●	●	●	●	●	●	●	●	●

● = Standard, ○* = Option available as part of optional Vision Technology, — = Not available.

† Driver assist technology only. It should not be used in place of skilled and safe driving practices. It is the driver's sole responsibility to monitor vehicle surroundings and conditions and comply with all applicable laws at all times.

SPECIFICATIONS

Safety and Security	G20 Pure	G20 Evolve	G20e Evolve	G20 Touring	G20 Touring SP	G20 Astina	G25 Touring	G25 Touring SP	G25 Astina	X20 Astina
Hill Launch Assist (HLA)	●	●	●	●	●	●	●	●	●	●
ISOFIX child restraint anchor points and top tethers	●	●	●	●	●	●	●	●	●	●
Lane Departure Warning (LDW) [†]	●	●	●	●	●	●	●	●	●	●
Lane-keep Assist System (LAS) [†]	●	●	●	●	●	●	●	●	●	●
Left-hand-side convex (wide angle) exterior mirror	●	●	●	●	●	●	●	●	●	●
Parking sensors (front)	○*	○*	●	●	●	●	●	●	●	●
Parking sensors (rear)	●	●	●	●	●	●	●	●	●	●
Rear Cross Traffic Alert (RCTA) [†]	●	●	●	●	●	●	●	●	●	●
Remote central locking (2 transmitters)	●	●	●	●	●	●	●	●	●	●
Reverse camera	●	●	●	●	●	●	●	●	●	●
Seat-belt warning (front and rear)	●	●	●	●	●	●	●	●	●	●
Seat-belts (front) with pretensioners, load-limiters and height adjustable shoulder anchorages	●	●	●	●	●	●	●	●	●	●
Seat-belts 3-point lap-sash (all seats)	●	●	●	●	●	●	●	●	●	●
Side impact door beams	●	●	●	●	●	●	●	●	●	●
Smart Brake Support (SBS) [†] with front pedestrian and cycle detection	●	●	●	●	●	●	●	●	●	●
Smart Brake Support – Rear (SCS-R) [†]	●	●	●	●	●	●	●	●	●	●
Smart Brake Support – Rear Crossing (SBS-RC) [†]	●	●	●	●	●	●	●	●	●	●
Traction Control System (TCS)	●	●	●	●	●	●	●	●	●	●
Traffic Sign Recognition (TSR) [†]	●	●	●	●	●	●	●	●	●	●
Triple H safety construction with front and rear crumple zones	●	●	●	●	●	●	●	●	●	●
Tyre Pressure Monitoring System (TPMS)	●	●	●	●	●	●	●	●	●	●
Whiplash-minimising front seats	●	●	●	●	●	●	●	●	●	●

● = Standard, ○* = Option. Available as part of optional Vision Technology.

[†] Driver assist technology only. It should not be used in place of skilled and safe driving practices. It is the driver's sole responsibility to monitor vehicle surroundings and conditions and comply with all applicable laws at all times.

5
YEAR | UNLIMITED
KILOMETRE
WARRANTY

5
YEAR | PREMIUM
ROADSIDE
ASSISTANCE



REST ASSURED — YOUR WARRANTY

The quality built into Mazda CX-30 is backed up by a 5 year, unlimited kilometre factory warranty and 6 year panel protection warranty.[#]

HELP IS AT HAND — MAZDA ROADSIDE ASSISTANCE

Mazda Premium Roadside Assistance is now included with the purchase of all new Mazda vehicles. Whether it's a flat battery, locked-in keys, accident support and flat or damaged tyres, we've got you covered, day or night, city or country. With Mazda Premium Roadside Assistance, help is always there when you need it. (Terms and conditions apply.)

MAZDA FINANCE — FINANCE, YOUR WAY

Mazda Finance offers flexible finance options to suit you or your business. You can choose from a Mazda Finance Fixed Rate Car Loan or Mazda Assured*, a loan option that enables you to enjoy a new Mazda more often. Each finance option comes with the reassurance of a Mazda Tailored Rate – an interest rate tailored to your individual circumstances.

MAINTAIN THAT ZOOM-ZOOM

Your Mazda CX-30 deserves the best in care. Servicing with Mazda Service Select gives your car the advantage of factory trained Service Technicians and advanced computer diagnostic systems. As well as maintaining your Mazda in A1 condition, you'll also be protecting your vehicle's outstanding resale value.

*Terms, conditions, fees and charges apply. Mazda Assured Guaranteed Future Value products are available to approved customers of Mazda Finance, a division of Australian Alliance Automotive Finance Pty Limited ABN 63 002 407 703, Australian Credit Licence 513747. At participating dealerships only. [#]New 5 year unlimited kilometre warranty available on all brand new vehicles purchased from 1 August 2018. For full terms and conditions please visit <https://www.mazda.com.au/owners/warranty/>



For further information, visit mazda.com.au
or Freecall 1800 034 411

All care is taken to ensure the accuracy of this brochure and availability of vehicles and features at the time of publication, however, to the extent permitted by law, Mazda Australia Pty Ltd will not be liable for any loss suffered or incurred by a purchaser or prospective purchaser if the content is inaccurate or not up to date, or if it withdraws any vehicles or features referred to in the brochure from the market. Specifications, features and model availability may vary from state to state and may change without notice. Please refer to mazda.com.au or consult your Mazda Dealer prior to placing an order to ascertain current information on model availability, specifications, options, features and prices. Mazda Australia Pty Ltd ABN 78 004 690 804. 211A Wellington Road, Mulgrave, Victoria 3170. iPod is a trademark of Apple Inc., registered in the US and other countries. Due to the nature of the printing process, colours may vary from those shown in this brochure. Ask your Dealer to show you a product sample. Published September 2022. MAZ15131

ZOOM-ZOOM



CX-30 ACCESSORIES



mazda

FEATURED HERE

Front Mud Guards

Rear Mud Guards

Slimline Weathershields

Headlight Protectors

Roof Racks

Bonnet Protector

18-inch Silver Wheels



MAKE YOUR MAZDA EVEN MORE REWARDING

Mazda CX-30 features stunning design, perfect proportions and the very latest in safety and technology. It's everything, just right. Now with Mazda Genuine Accessories, you can add your own personal touch whilst protecting your investment. Designed to complement existing details, each piece demonstrates outstanding quality, fit and safety, and comes backed by a Genuine Mazda Warranty. So add a little extra Zoom-Zoom with Mazda Genuine Accessories.

G25 Astina in Soul Red Crystal Metallic

GET THE SPORTING EDGE



KUROI SPORTS PACK

- Front Under Spoiler • Side Under Spoiler • Rear Under Spoiler • Door Mirror Caps • 18-inch Satin Chrome Wheels • Black Roof Rails



DESIGNED FOR THE EVERYDAY



CARGO TRAY

This tailor fitted, non-slip tray shields your luggage bay from dirt, scratches and liquids.



CARGO BOX

Stops items from sliding around in the luggage area. The cargo box features movable internal dividers, detachable lids, and a securable base.



SLIMLINE WEATHERSHIELDS

Now you can leave your windows slightly open, even while it’s raining, thanks to this handy shield designed to keep the fresh air in and wet out.



FLOOR MATS

Protect your carpet with these high-quality, tailor-made branded floor mats which feature noise absorption material, making your drive even more peaceful. (Set of four).



COLLAPSIBLE SUN SCREEN

Keep your vehicle cool and protect your interior with this collapsible, custom fit, sun screen.



REAR WINDOW SHADES

Protect passengers and cargo from the sun with covers for both rear passenger windows.

READY FOR ADVENTURE



ROOF RACKS

Mazda Genuine Roof Racks are strong, light and aerodynamic, making them the perfect way to safely and securely carry loads up to 75kg.



TOW BAR

1,200kg braked-towing capacity, with 80kg maximum tow ball download limit (subject to State or Territory regulations). Detachable tongue kit makes tow bar invisible once tow ball is removed (tow ball sold separately).



BIKE RACK WHEEL ON

Bring your other set of wheels along, without having to remove one.



UNIVERSAL CARRIER

Nothing gets left behind on your next adventure with the sleek universal carrier. Designed to hold up to six sets of skis, four snowboards or multiple fishing rods.

PROTECT YOUR PRIDE AND JOY



BONNET PROTECTOR

Keep your car safe from damage caused by stones and other debris.



BOOT LIP PROTECTOR

During loading and unloading, your rear bumper and boot lip will be safe from scratches and scuffs.



SCUFF PLATES

Keep entry scuffs and scratches off your door sills with this durable and stylish plate.



HEADLIGHT PROTECTORS

The perfect way to protect your CX-30's headlights from any damage caused by dirt, stones and other flying road debris.

CREATE YOUR PERFECT SPACE



FRONT SEAT COVERS

Protecting your front seats is easy with these comfortable, yet ultra-tough neoprene covers.



REAR SEAT COVERS

Keep your backseat in pristine condition, even when your furry friend comes along for the ride.



WELCOME ILLUMINATION & ALLOY SPORTS PEDAL KIT

A soft blue illumination shines in front foot wells, while the pedal kit enhances the sense of occasion.



MOBILE PHONE HOLDER

Enjoy easy phone visibility and access with this safe and stylish holder. Featuring an automatic open and close bracket as well as a tailored Android or Apple phone cord.



REAR SEAT ENTERTAINMENT HOLDER

The Genuine Mazda Entertainment Holder for iPad® is the perfect way to keep backseat passengers endlessly entertained on those long trips.

RIDE YOUR WAY



18-INCH SILVER WHEELS

With this arresting wheel design, your CX-30 will stand out even more.



18-INCH SATIN CHROME WHEELS

Go bold with these satin chrome finished wheels.



MUD GUARDS (FRONT)

Enjoy additional protection whilst visually enhancing the exterior appearance of your Mazda.



MUD GUARDS (REAR)

Keep bodywork free of mud and road grime.

UNLOCK YOUR INDIVIDUALITY

COLOURED KEY SHELL

The ultimate protection, tailored to your style in Gold, Aluminium or a Carbon Fibre finish.



Gold*

Aluminium*

Carbon Fibre*

*Colours may vary from final product.



ALSO AVAILABLE

Audio retractable USB cable

Chrome tow ball

Chrome tow ball cover

Mazda retractable audio cable

Retractable USB to Type C cable

For further information,
visit [mazda.com.au](https://www.mazda.com.au)
or Freecall 1800 034 411

See the full range of Mazda Genuine Accessories at [mazda.com.au](https://www.mazda.com.au)

All care is taken to ensure the accuracy of this brochure and availability of items at the time of publication, however, to the extent permitted by law, Mazda Australia Pty Ltd will not be liable for any loss suffered or incurred by a purchaser or prospective purchaser if the content is inaccurate or not up to date, or if it withdraws any products in the brochure from the market. Sports and other equipment shown are for illustrative purposes only and do not come standard with the vehicle, or as Mazda Genuine Accessories. Specifications, features and availability may vary from State to State and may change without notice. Please refer to [mazda.com.au](https://www.mazda.com.au) or consult your Mazda Dealer prior to placing an order to ascertain current information on availability, specifications, features and prices. Mazda Australia Pty Ltd ABN 78 004 690 804, 211A Wellington Road, Mulgrave, Victoria 3170. All Mazda Genuine Accessories fitted at the point of sale of a new Mazda passenger vehicle are covered under the Mazda 5 year/unlimited kilometre warranty. Mazda Genuine Accessories fitted after the sale of a new Mazda vehicle are covered by the Mazda 2 year or 40,000 kilometre warranty (whichever should occur first). New 5 year unlimited kilometre warranty available on all brand new vehicles purchased from 1 August 2018. For full terms and conditions please visit <https://www.mazda.com.au/owners/warranty/> Consult your Mazda Dealer for further information. Published November 2021. MAZ14814